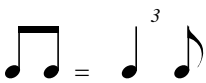
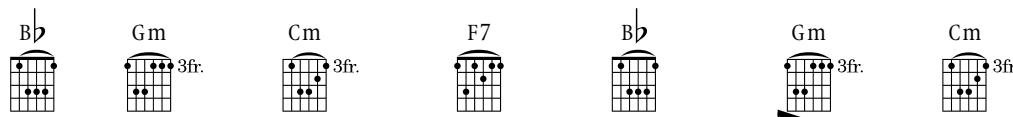




The Problem With Grown Ups

Lyrics and Music by Scott Johnson
Arranged by Rob Babcock

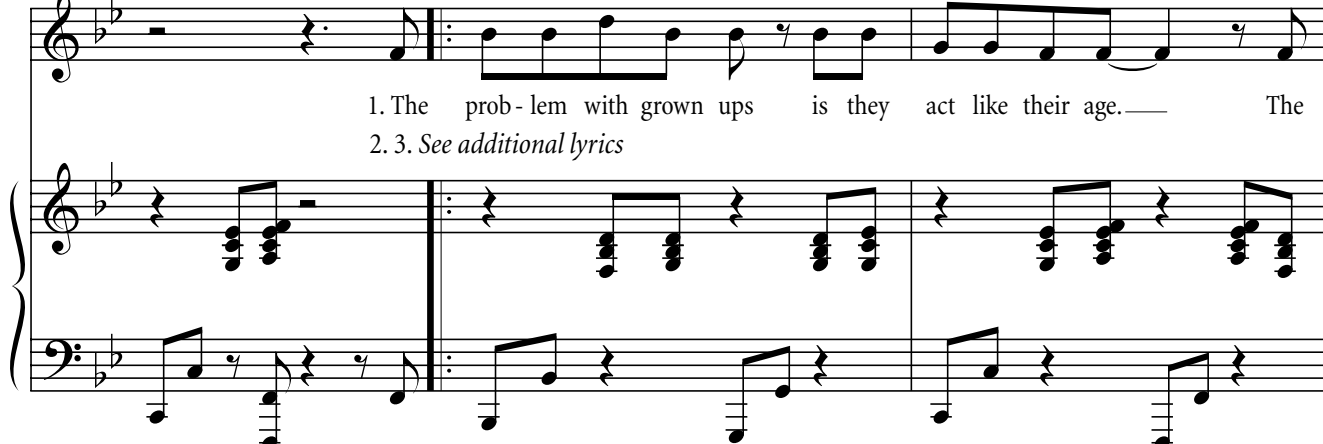
Swing 









1. The prob-lem with grown ups is they act like their age.— The
2. 3. See additional lyrics





ol-der they get— the less like-ly they'll play.— Each year adds a load— like put-ting



F7 B♭ Gm 3fr. G♭ F B♭

books on a shelf, — un - til the shelf falls — from the weight of it - self. — So

Gm 3fr. Cm 3fr. F7 B♭ Gm 3fr. Cm 3fr.

ser - i - ous, so bus - y, so this and so that. — They have - n't the time — for a

F7 B♭ Gm 3fr. Cm 3fr. F7 B♭

ball and a bat. — But I've got a plan — that will make some en - raged. — It's a

1. 2.

Gm 3fr. Cm 3fr. F7 Bb Gm 3fr. Cm 3fr.

big a - dult sign — that says “Don’t Act Your Age.”

F7 Bb Gm 3fr. Cm 3fr. F7

The

3.

F7 Bb Gm 3fr. Cm 3fr. F7 Bb Gm 3fr. Cm 3fr.

Repeat and fade

Don’t act your age. Don’t act — your age. —

Additional Lyrics

2. The problem with grown ups is they're run by the clock
They huff and they puff till they're ready to drop
They hurry around always going somewhere
And never relax even after they get there

Sometimes I wonder who's wise and who's not
All these adults need to slow down and stop
Be like a child and be like a sage
Listen to me, grow up, and don't act your age

3. The problem with grown ups is they think way too much
With thousands of theories, opinions, and such
They're filled with the facts from the books that they've read
So cluttered with words that they're stuck in their head

What's important to me is not who's rich and who's smart
But who can play with me and the size of their hearts
Don't worry too much, it's only a stage
You'll grow up too when you don't act your age

I Love You Googolplex

Music and Lyrics by Scott Johnson
Arranged by Rob Babcock

Cool and swingin'

C F G

The first system of music features three guitar chords: C major, F major, and G major. The piano accompaniment is in 4/4 time, with the right hand playing a rhythmic pattern of eighth notes and the left hand playing a simple bass line.

C F G C

1. My girls came home from
2. 3. 4. See additional lyrics

The second system includes four guitar chords: C major, F major, G major, and C major. It features two vocal lines with lyrics. The piano accompaniment continues with the same rhythmic pattern as the first system.

F G C F G

school to - day — and had some - thing im - por - tant to say. — They said,

The third system includes five guitar chords: F major, G major, C major, F major, and G major. It features two vocal lines with lyrics. The piano accompaniment continues with the same rhythmic pattern.

C F

“Dad- dy, there’s a word _____ as big as an - y

G C F G

we have heard. _____ In the dic - tion - ar - y you’ll find _____ it, it’s

C F G C

one with a zil - lion ze - ros be - hind _____ it. It may be too big _____ to

F G

un - der - stand. It may be too com - plex. But,

F G 1. 2. 3.
C

Dad - dy we love you Goo - gol plex."

F G C F G

2. Well

4.

C F G C

four."

F G C

Additional Lyrics

- | | | |
|--|--|--|
| <p>2. Well after my heart broke into two
And after my eyes welled up on cue
I said I can love you more than that
I can give you more love back
Take one normal googolplex
Add ten million billion next
Then you will be moving towards
The love I have in store
Cause I love you googolplex and more</p> | <p>3. They came back and said You do?!
Well there's two of us and only one of you
Two times googolplex
Is so much greater than your best
So we've got you beat by millions
In fact our love is greater by billions
So by our math our love surpasses
Our calculation's true
We love you googolplex times two</p> | <p>4. I said let's be sensible right now
I'm sure we can agree somehow
I love you and you love me
That's true as true can be
So googolplex is big, agree?
It might as well be infinity
And together with your mama
The sum of our love soars
Our love is googolplex times four</p> |
|--|--|--|

Close Your Eyes Precious One

Music and Lyrics by Scott Johnson
Arranged by Rob Babcock

Slowly

Piano

The musical score is arranged in three systems. Each system includes a vocal line with lyrics and a piano accompaniment. The piano part consists of a right-hand melody and a left-hand bass line. Chord diagrams are provided above the vocal line for each measure. The key signature has two sharps (F# and C#), and the time signature is 3/4. The tempo is marked 'Slowly'. The lyrics are: 'Close your eyes pre-cious one and drift off to sleep. Say good night to the sun rest your head rest your feet. In -'.

Chord diagrams: D, G/D, A/D, G/D, D, A, D, A, D, A.

Lyrics: Close your eyes pre-cious one and drift off to sleep. Say good night to the sun rest your head rest your feet. In -

D G D A

vite all the an - gels to dance in your dreams as you

D G D A

fly o - ver moun - tains and val - leys and streams. When you

D G D A

come to that place where all things are de - vine, re -

D G A D

mem - ber to - night that you're loved for all time.

The first system of music features a vocal line and a piano accompaniment. Above the vocal staff are four guitar chord diagrams: D (x02321), G (320033), A (x02023), and D (x02321). The vocal line consists of a series of quarter notes: G4, A4, B4, A4, G4, F#4, E4, D4, C#4, B3, A3, G3. The piano accompaniment has a treble clef with a key signature of two sharps (F# and C#) and a bass clef with a key signature of two sharps. The piano part includes chords and moving lines in both hands.

G/D A/D G/D D

The second system of music continues the vocal and piano accompaniment. Above the vocal staff are four guitar chord diagrams: G/D (x02321), A/D (x02023), G/D (x02321), and D (x02321). The vocal line consists of four dotted half notes: G3, F#3, E3, D3. The piano accompaniment continues with chords and moving lines in both hands, ending with a double bar line.

Hey Sleepy Head

Music and Lyrics by Scott Johnson
Arranged by Rob Babcock

Upbeat with Building Energy

C

The first system of music features a C major chord diagram above the staff. The piano accompaniment consists of a steady eighth-note pattern in the right hand and a simple bass line in the left hand.

G C

Hey sleep - y head — it's time to wake up. — There are eggs on the tab - le and

The second system includes G and C chord diagrams. The vocal line continues with the lyrics, and the piano accompaniment remains consistent with the first system.

F C G

juice in your cup. — What did you say? — You wan - na sleep un - til nine? — You're not

The third system includes F, C, and G chord diagrams. The vocal line concludes with the lyrics, and the piano accompaniment continues with the same rhythmic pattern.

C F C

go - in' to school? — Well, that' ll be fine. — But when you de - cide — to get out —

Detailed description: This system contains the first three measures of the song. It features a vocal line with lyrics, a guitar line with chords C, F, and C, and a piano accompaniment with chords in the right hand and a simple bass line in the left hand.

G C F G

— of your bed — there are just a few things — you can do in -

Detailed description: This system contains the next three measures. The guitar chords are G, C, F, and G. The piano accompaniment continues with chords in the right hand and a bass line in the left hand.

C F G C

stead. You can start with the wash — and

Detailed description: This system contains the final three measures of the page. The guitar chords are C, F, G, and C. The piano accompaniment concludes with chords in the right hand and a bass line in the left hand.

G C F

fold all the clothes. — You can va- cuum the rugs — and wash the dog's toes. — You can

C G C

emp- ty the gar - bage and make all the beds. — You can scrub ev- ery toi - let and

F C

clean out the shed. — What did you say? — You're up

G C F G C

out of your bed? — Oh dear, did I wake — you? Was it some - thing I said?

The musical score consists of three systems. The first system shows a vocal line with lyrics and guitar chords (G, C, F, G, C) above it. The second system shows a piano accompaniment with a treble clef staff containing chords and a bass clef staff with a simple bass line. The third system continues the piano accompaniment.

Babies and Butterflies

Music and Lyrics by Scott Johnson
Arranged by Rob Babcock

Caribbean Feel

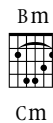
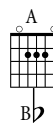
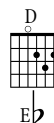
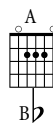
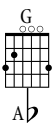
Guitar →
(capo 1st fret)



Piano →



Piano



A♯

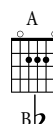
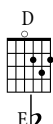
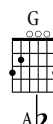
B♯

E♯

B♯

Cm

1. The grand can - yon's grand and can — take your breath a -



A♯

E♯

B♯

way. A mil - lion stars — light up the night — to re - veal —

Bm Cm G Ad D Eb G Ad

— the Mil-ky Way. — But of all the won - ders ever - y - where —

D Eb A Bb D Eb

these are be - yond — com - pare. — Ba - bies and but - ter - flies,

G Ad A Bb D Eb G Ad A Bb

ba - bies and but - ter - flies Ba - bies and but - ter - flies, ba - bies and but - ter - flies

D G A D

E♭ A♭ B♭ E♭

Ba - bies and but - ter - flies, ba - bies and but - ter - flies. Ba - bies and but - ter - flies,

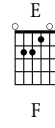
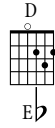
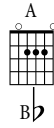
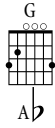
G A 1. D G A 2. D

A♭ B♭ E♭ A♭ B♭ E♭

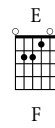
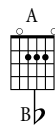
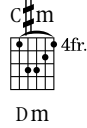
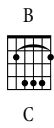
Ba - bies and but - ter - flies. — 2. The

G A D G A D

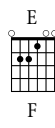
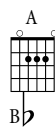
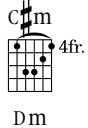
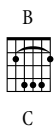
A♭ B♭ E♭ A♭ B♭ E♭



3. Sym - pho - nies by



Mo - zart, — paint-ings by Cha - gall. Pyr - a - mids — in



E - gypt, and In - dia's Taj Ma - hal. But of all the won - ders —

A B♭ E F B C

ever- y- where — these are be- yond com- pare: —

E F A B♭ C E F

Ba- bies and but - ter- flies, ba- bies and but- ter- flies. Ba- bies and but - ter- flies,

A B E A B B♭ C

ba- bies and but- ter- flies. Ba- bies and but - ter- flies, ba- bies and but- ter- flies.

E
F

A
B

B
C

E
F

Ba - bies and but - ter - flies, ba - bies and but - ter - flies. —

A
B

B
C

E
F

A
B

E
F

Babies and butterflies, etc.

Additional Lyrics

- | | |
|---|--|
| <p>2. The Northern Lights are magical
As they dance across the sky
The sunset on the ocean
Is a feast for any eyes
But of all the wonders everywhere
These are beyond compare</p> <p>Babies and butterflies, etc.</p> | <p>3. Symphonies by Mozart
Paintings by Chagall
Pyramids in Egypt
And India's Taj Mahal
But of all the wonders everywhere
These are beyond compare</p> <p>Babies and butterflies, etc.</p> |
|---|--|

Here By My Heart

Music and Lyrics by Scott Johnson
Arranged by Rob Babcock

Slowly

Piano

F C Dm Bb

F C Bb Dm/C C7/E F

1. 3. Rock - a - bye ba - by ——— here by my heart. You
2. Rock - a - bye ba - by ——— here in my arms. I'll

F C Dm Bb

F C Dm Bb

flew to the earth and down from the stars. You're
hold you and love you and keep you from harm. I

F C Dm Bb

here with me now by pur - pose and plan. I
look in your eyes with joy as I see re -

F C Bb Dm/C C7/E F

To Coda

hold the world's fu - ture here in my hands.
flec - tions of heav - en star - ing at

2.

F C Dm Bb

me.

Detailed description: This system contains the first four measures of the second ending. It features guitar chord diagrams for F, C, Dm, and Bb. The vocal line has a whole note 'me.' in the first measure, followed by rests. The piano accompaniment consists of a treble and bass staff with chords and moving lines.

F C Dm Bb

Detailed description: This system contains the next four measures. It features guitar chord diagrams for F, C, Dm, and Bb. The piano accompaniment continues with chords and moving lines in both staves.

F C Dm Bb

Detailed description: This system contains the next four measures. It features guitar chord diagrams for F, C, Dm, and Bb. The piano accompaniment continues with chords and moving lines in both staves.

F C Bb Dm/C C7/E F

D.S. al Coda

⌘

Detailed description: This system contains the final four measures of the second ending. It features guitar chord diagrams for F, C, Bb, Dm/C, C7/E, and F. The piano accompaniment concludes with chords and moving lines. The system ends with a double bar line and a Coda symbol.

Coda

B \flat Dm/C C7/E F







here in my hands. —


rit.


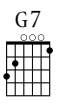
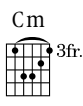


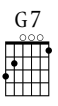
Say Boo!


Music and Lyrics by Scott Johnson
Arranged by Rob Babcock

Swing 


 Cm 3fr.
  B \flat
 G \sharp 4fr.
  G7
  Cm 3fr.
  B \flat

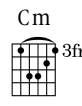


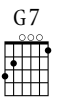
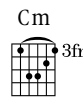

Piano 

 G \sharp 4fr.
  G7
  Cm 3fr.
  B \flat
 G \sharp 4fr.
  G7




So you say you're a-fraid — of this mon - ster at night — who comes out —



 Cm 3fr.
  B \flat
 G \sharp 4fr.
  G7
  Cm 3fr.
  B \flat



— of the clos-et and gives you a fright. — It's big and it's mean — it's



G# 4fr. G7 Cm Bb G# 4fr. G7

hair - y and green — but as far — as I know — it's ne - ver been seen. —

Cm 3fr. Bb G# 4fr. G7 Cm 3fr. Bb G# 4fr.

If you would like — I will tell — you the truth, — the mon - ster you're scared of is

G7 Cm 3fr. Bb G# 4fr. G7 Cm 3fr.

more scared of you. — If you don't trust me — if it does - n't seem true — go

The musical score consists of a vocal line and a piano accompaniment. The vocal line is in a treble clef with a key signature of two flats (Bb and Eb) and a 4/4 time signature. The lyrics are: "in - to the clos - et to - night and say 'Boo.'" The piano accompaniment is in a grand staff (treble and bass clefs) with the same key signature and time signature. The bass line is a simple bass line with quarter notes and rests. The treble line features chords and single notes. Above the vocal line, four guitar chord diagrams are provided: Bb (first fret, 2nd string), G# (4th fret, 2nd string), G7 (3rd fret, 2nd string), and Cm (3rd fret, 1st string).

Upbeat and Fun

F



The first system of music shows a guitar chord diagram for the F chord (first fret, second string open, third string second fret, fourth string open, fifth string second fret, sixth string open). Below the diagram is a piano accompaniment in 4/4 time, consisting of a treble clef staff with chords and a bass clef staff with a simple bass line.


Gm7



One is a won - der - ful way — to be - gin. — Two, as a rule, — is for coup -


The second system includes a guitar chord diagram for Gm7 (third fret, second string open, third string second fret, fourth string open, fifth string second fret, sixth string open). The vocal line continues with the lyrics "One is a wonderful way — to be - gin. — Two, as a rule, — is for coup -". The piano accompaniment continues with chords and a bass line.

Am7




les and twins. — Three is the key — for tri - os and tri - ang - les.

The third system includes a guitar chord diagram for Am7 (second fret, second string open, third string second fret, fourth string open, fifth string second fret, sixth string open). The vocal line continues with the lyrics "les and twins. — Three is the key — for tri - os and tri - ang - les.". The piano accompaniment continues with chords and a bass line.


C7  F 

Four is the score— for the sides— of a rec - tang-le. Five is just right— for a bas -



Gm7 

ket-ball team.— Six is the trick— for a sex - text of strings.—



Am7  C7 

Se- ven is heav-en for the days— of the week.— And eight is just great— for



F
Gm7
Am7
B♭

oc - to - pus feet. — Nine is just fine — if you live — like a fe - line. And

C7
F

ten is the end — of this num - ber - ing rhyme.

The Curious Cat

Music and Lyrics by Scott Johnson
Arranged by Rob Babcock

Country Waltz

Guitar →
(capo 1st fret)



Piano →



Piano



Eb

Bb7

Eb

The cur - i - ous



Ab

Eb

Bb

Eb

Bb7

cat had on - ly one life but what a won - der - ful life she had. —

D G D

E♭ A♭ E♭

— She would sing and she'd dance and me - ow at the moon,—

A D A7 D

B♭ E♭ B♭7 E♭

— while the oth - er cats — thought she was mad. She would

G D G

A♭ E♭ A♭

fly like a bird — as she jumped tree to tree. — and would swim with the fish —

A7 D G

Bb7 Eb Ab

— in the sea. ——— she would do all these things — all these

D A D A7 D

Eb Bb Eb Bb7 Eb

won - der - ful things 'cause she did what - ev - er she pleased. ———

G

Ab Eb

— She re fused to con - form — to how fe - lines should be and

G A D

A♭ B♭ E♭

lived like a cur - i - ous cat. She would see some - one

G D A D A7

A♭ E♭ B♭ E♭ B♭7

do some new int' - rest - ing act, and then think well, I can do

D G D

E♭ A♭ E♭

that. The say cur - i - o - si - ty's what killed the cat, -

G
A7

A♭ B♭7

— but the cul - prit's to live in the past. So

Detailed description: This system contains the first two lines of music. The top line is a vocal melody in a key with two flats (B-flat major/D minor). It starts with a whole rest, followed by quarter notes G, A, B-flat, and C, then a quarter rest, followed by quarter notes D, E, F, and G. The piano accompaniment consists of a right-hand part with eighth-note chords and a left-hand part with quarter notes. Above the system are guitar chord diagrams for G and A7. Below the vocal line are chord symbols A♭ and B♭7.

D G D A

E♭ A♭ E♭ B♭

who needs nine lives when you need on - ly one, to

Detailed description: This system contains the next two lines of music. The vocal melody continues with quarter notes G, A, B-flat, and C, then a quarter rest, followed by quarter notes D, E, F, and G. The piano accompaniment continues with similar rhythmic patterns. Above the system are guitar chord diagrams for D, G, D, and A. Below the vocal line are chord symbols E♭, A♭, E♭, and B♭.

D A7 D

E♭ B♭7 E♭

live like a cur - i - ous cat.

Detailed description: This system contains the final two lines of music. The vocal melody concludes with quarter notes G, A, B-flat, and C, then a quarter rest, followed by quarter notes D, E, F, and G. The piano accompaniment concludes with a final chord. Above the system are guitar chord diagrams for D, A7, and D. Below the vocal line are chord symbols E♭, B♭7, and E♭.

Upbeat and Fun

Piano

Chord diagrams: C, G, C, G, C, F, C, G

The first system of piano accompaniment consists of two staves (treble and bass clef) in 4/4 time. The melody in the treble clef features a series of eighth notes and quarter notes, while the bass clef provides a steady accompaniment of eighth notes. Above the staves are eight chord diagrams for C, G, C, G, C, F, C, and G.

Chord diagrams: C, G, C, G, C, F, C, G

Shake my hand then clap, clap, clap. Wink at me and tip your hat.

The second system includes a vocal line on a single treble clef staff and piano accompaniment on two staves. The vocal line has lyrics: "Shake my hand then clap, clap, clap. Wink at me and tip your hat." Above the vocal staff are eight chord diagrams for C, G, C, G, C, F, C, and G. The piano accompaniment continues with the same rhythmic pattern as the first system.

Chord diagrams: C, G, C, G, C, F, G, C

Press your hands and bow like this. Smile at me and blow a kiss.

rit.

The third system includes a vocal line on a single treble clef staff and piano accompaniment on two staves. The vocal line has lyrics: "Press your hands and bow like this. Smile at me and blow a kiss." Above the vocal staff are eight chord diagrams for C, G, C, G, C, F, G, and C. The piano accompaniment concludes with a *rit.* (ritardando) marking in the final measure.

Rockabye Love

Music and Lyrics by Scott Johnson
Arranged by Rob Babcock

Slowly

Guitar → D (capo 1st fret) G6 D A


Piano → Eb Ab6 Eb Bb

The musical score is arranged in four systems, each with a guitar part and a piano part. The guitar part is written in treble clef with a key signature of two flats (Bb, Eb) and a 3/4 time signature. The piano part is written in grand staff (treble and bass clefs). Chord diagrams are provided for the guitar part, and piano chords are indicated below the staff. The first system shows the guitar playing D (capo 1st fret), G6, D, and A, while the piano plays Eb, Ab6, Eb, and Bb. The second system continues with D, G, D, and A. The third system continues with D, G, D, and A. The fourth system concludes with G, G/A, and Ab/Bb.


Con -


ceived stars with the ease sky of a spar - row in flight you
 stars cross the sky the moon cir - cles the earth as you

flew down from heav - en on a clear, star - ry night. From
 grow and get clo - ser to the day of your birth. You





 one ti - ny cell — a mir - a - cle grew
 kick and you move — and out - grow the womb; your







 day to one day be - come you.
 in the sun will come — soon.






 Rock - a - bye ba - by, rock - a - bye love. You're






 Eb Ab Eb Bb


made from the es - sence that dreams are made of. You





 Eb Ab Eb Bb

move in your moth - er as I sing you my songs.







 Ab Ab/Bb

And if you can hear me, sing a -


To Coda 




1. 
 Eb Ab Eb Ab





long. The

2. 
 Eb Ab Eb Ab







long.


 Cm7 Bb/D Eb F









When you ar - rive as a pre - cious new child — you'll

Gm Ab Bbsus4 Bb

shine on this world with your smile. _____




Coda Eb Ab Eb Ab Eb

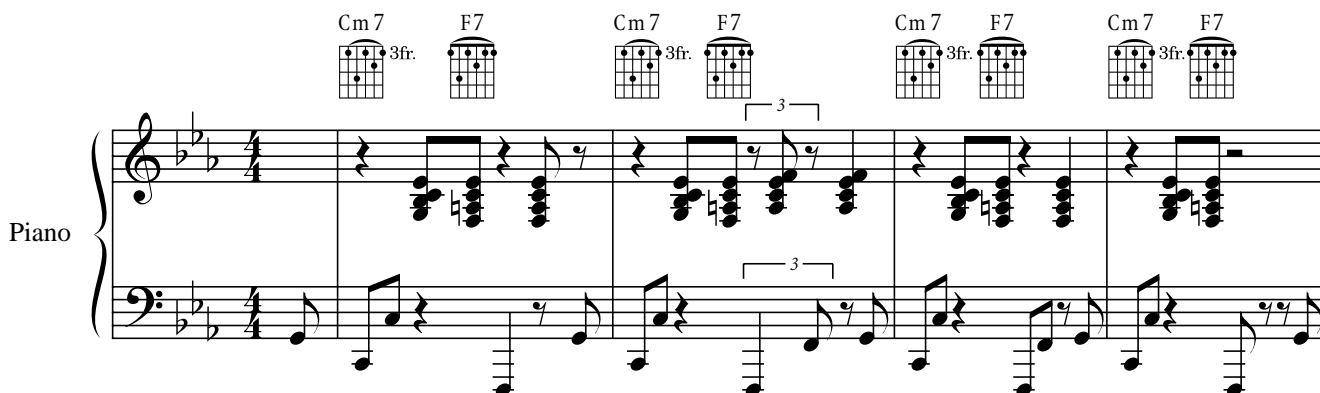

long.

rit.

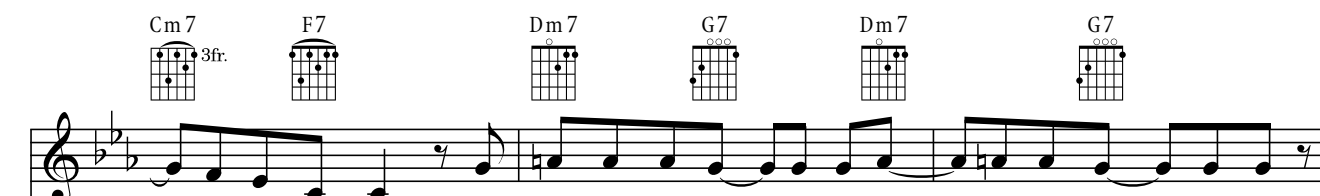


Upbeat Swing  = 

Piano

1. Hey boys and girls — and big people too, — the mag-i-cal life — is in -
2. See additional lyrics...

side of you. — Be - gin where you are — and the ma - gic will start — 'cause it



F7 G7 Cm7 F7 Cm7

comes straight from your ve - ry own heart. — Trust what you feel — and

F7 Cm7 F7 Cm7 F7

think for your - self. — Fol - low your dreams — and be o - pen to help. —

Dm7 G7 Dm7 G7 F7 G7

Take that first step, — your left — foot then right; — and jump right in - to that

1.

Cm 7 3fr. F7 Cm 7 3fr. F7 Cm 7 3fr. F7 Cm 7 3fr. F7 Cm 7 3fr.

o-cean of life.

2.

F7 Cm 7 3fr. F7 Cm 7 3fr. F7 G7

When you On! _____ Sing your ve-ry own song—

Cm 7 3fr. F7 Cm 7 3fr. F7 Cm 7 3fr. F7 Cm 7 3fr.

— as you— Goo-gol On! _____



Sing your ve-ry own song—



Goo-gol On! Do what you love to



do Goo-gol On! Live as big as you can—

Cm7 3fr. F7 Cm7 3fr. F7 Cm7 3fr.

and Goo - gol On!

Repeat to your heart's content, and Googol On! ...

F7 Cm7 3fr. F7 Cm7 3fr.

Additional Lyrics

2. When you walk your own path and set your sights high
 All the old rules no longer apply
 With your eyes wide open and your mind open too
 Roads will appear right out of the blue

So take your time and enjoy the ride
 Cause there's really no end in life's grand design
 Keep doing the things that you love to do
 And sing your very own song as you Googol On!

Things We're Thankful For

Music and Lyrics by Scott Johnson
Arranged by Rob Babcock

Freely

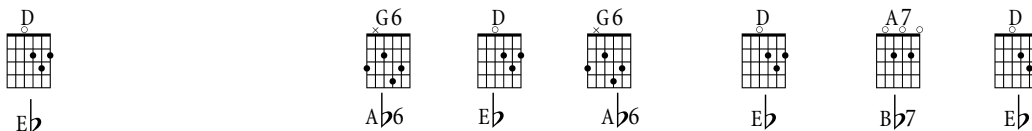
Guitar →
(capo 1st fret)



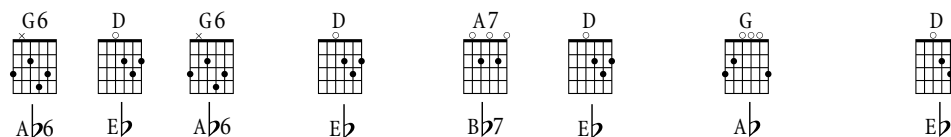
Piano →



Piano



We take this time to think a - bout those things we're thank - ful for; the



peo-ple who are in our lives, and those who've come be-fore. We thank our an-ces-tors of old for

A♭	E♭	A♭	E♭	F7	B♭7

bring-ing us this far. We thank our friends and fam-i-lies for re-lect-ing who we are. We

E♭	A♭6	E♭	A♭6	E♭	B♭7	E♭	A♭6	E♭	A♭6

thank the earth, the sun and rain for pro-vid-ing us our needs; for food and wa-ter and a place to

E♭	B♭7	E♭	A♭	E♭	A♭	E♭

sim-ply live and be. We thank the far-mer and all those who sup-ply the food we eat. We

G A♭ E♭ E7 F7 A7 B♭7

thank those who have touched our lives; those who heal and teach. We're

D G6 D G6 D A7 D

E♭ A♭6 E♭ A♭6 E♭ B♭7 E♭

thank - ful just to be here now to spend some time to - geth - er. We're

G6 D G6 D A7 D

A♭6 E♭ A♭6 E♭ B♭7 E♭

thank - ful for the One Great Spir - it that lives in us for - ev - er.

rit.

Goodnight Mom, Goodnight Dad

Music and Lyrics by Scott Johnson
Arranged by Rob Babcock

Slowly

The musical score is written for piano in 4/4 time. It consists of three systems of music. The first system has four measures with guitar chords C, G, F, and C above the staff. The second system has five measures with chords F, C, F, G, and F/G. The third system has four measures with chords C, G, F, and C, and includes a first ending bracket over the first three measures. The piano part is written in a grand staff with treble and bass clefs. The lyrics are written below the first system's treble staff.

1. 2. 3.

1. Good- night Mom, — good- night Dad. — Thanks for tak - ing care of me. — I
2. 3. See additional lyrics...

Additional Lyrics

- | | |
|--|--|
| <p>2. Goodnight Mom, goodnight Dad
It's time for you to rest a while
As you fall asleep I smile
With a glowing in my heart</p> | <p>3. Goodnight Mom, goodnight Dad
May your dreams take you away
To some warm enchanted place
Where angels sing to you</p> |
|--|--|

F C F G F/G

see how hard— you work to be— the par-ents that you are.

4. C G F C

4. Good- night Mom,— good- night Dad.— Be - fore I go— to sleep to- night— I

F C F F/G C

want to say— one thing just right I love you, too.